



 **Objective**

The student will name and match letters of the alphabet.

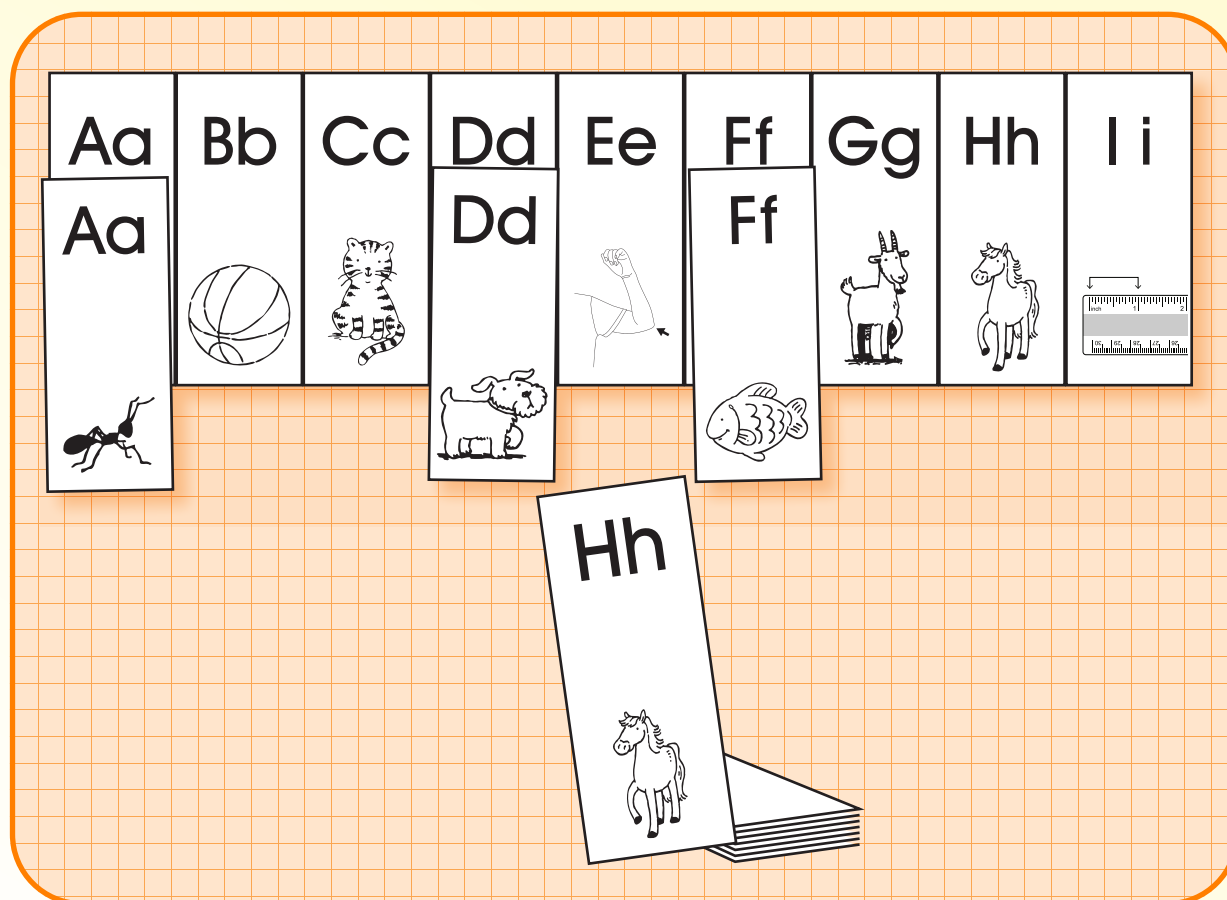
 **Materials**

- ▶ Alphabet bulletin board borders or letter-picture strip
- Cut one alphabet border or letter-picture strip into individual cards.*
- Leave one border or strip uncut.*

 **Activity**

Students match letter cards to an alphabet border.

1. Place the uncut alphabet bulletin board on a flat surface. Place the border cards face up in a stack.
2. Taking turns, student one selects a card, holds it up, and says the name of the letter (e.g., “h”).
3. Student two matches the card to the letter on the alphabet border.
4. Continue until all cards are matched on the uncut border.
5. Peer evaluation



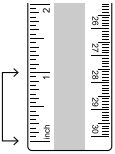










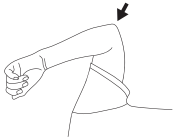
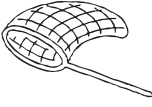



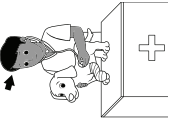

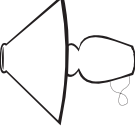
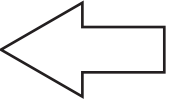






 **Extensions and Adaptations**

- ▶ Match alphabet cards to letters on an alphabet chart.
- Copy chart twice. Enlarge one copy and cut the other into individual cards.*
- ▶ Glue alphabet cereal to corresponding letters on an alphabet chart

Phonics

Alphabet Borders

P. 001

	glue		glue		
Ii		Rr			
Hh		Qq		Zz	
Gg		Pp		Yy	
Ff		Oo		Xx	
Ee		Nn		Ww	
Dd		Mm		Vv	
Cc		Ll		Uu	
Bb		Kk		Tt	
Aa		Jj		Ss	

letter-picture strip



Aa

Bb

Cc

Dd

Ee

Ff

Gg

Hh

Ii

Jj

Kk

Ll

Mm

Nn

Oo

Pp

Qq

Rr

Ss

Tt

Uu

Vv

Ww

Xx

Yy

Zz

